

Face and Body Parts

I can....

Lesson 6.

... say nouns for parts of the face and body.

Lesson 1.

...create an alien and write a simple description

Lesson 2.

... name the plural of face and body parts' nouns

Lesson 5.

... understand and respond to face and body part nouns and commands.



Lesson 3.

... join in and create a yoga session. And answers.

Lesson 4.

... understand and respond to face and body part nouns and commands

Knowledge Organiser

French Y4 Stage 2 Spring 2: parts of the body



Language Detectives' Memory Bank of "parts of the body"

Nouns Bank

Le pied – the foot
Les pieds- the feet
La jambe- the leg
Les jambes- the legs
Le bras – the arm
Les bras- the arms
L'épaule– the shoulder
Les épaules – the shoulders
La tête – the head
Le genou- the knee
Les genoux- the knees

- :

Command Bank (verbs)

Bougez - move
Pensez à – Think about
Touchez- touch
Levez – lift
Baissez – lower
Restez immobile – Stand still.
Tournez – Turn
Etirez – Stretch

- :

Grammar

The plural word for "the" in French is "les".
"S" and "X" are silent letters that are often added to end of the noun to make the plural ending of the noun e.g. le pied /les pieds

Grammar

We say and write colours as adjectives after the noun in French.

Grammar

When we say and write colours as adjectives after the noun in French the spelling may change to match the noun.

Sound spelling

"bou"
"as"
"en"

- :

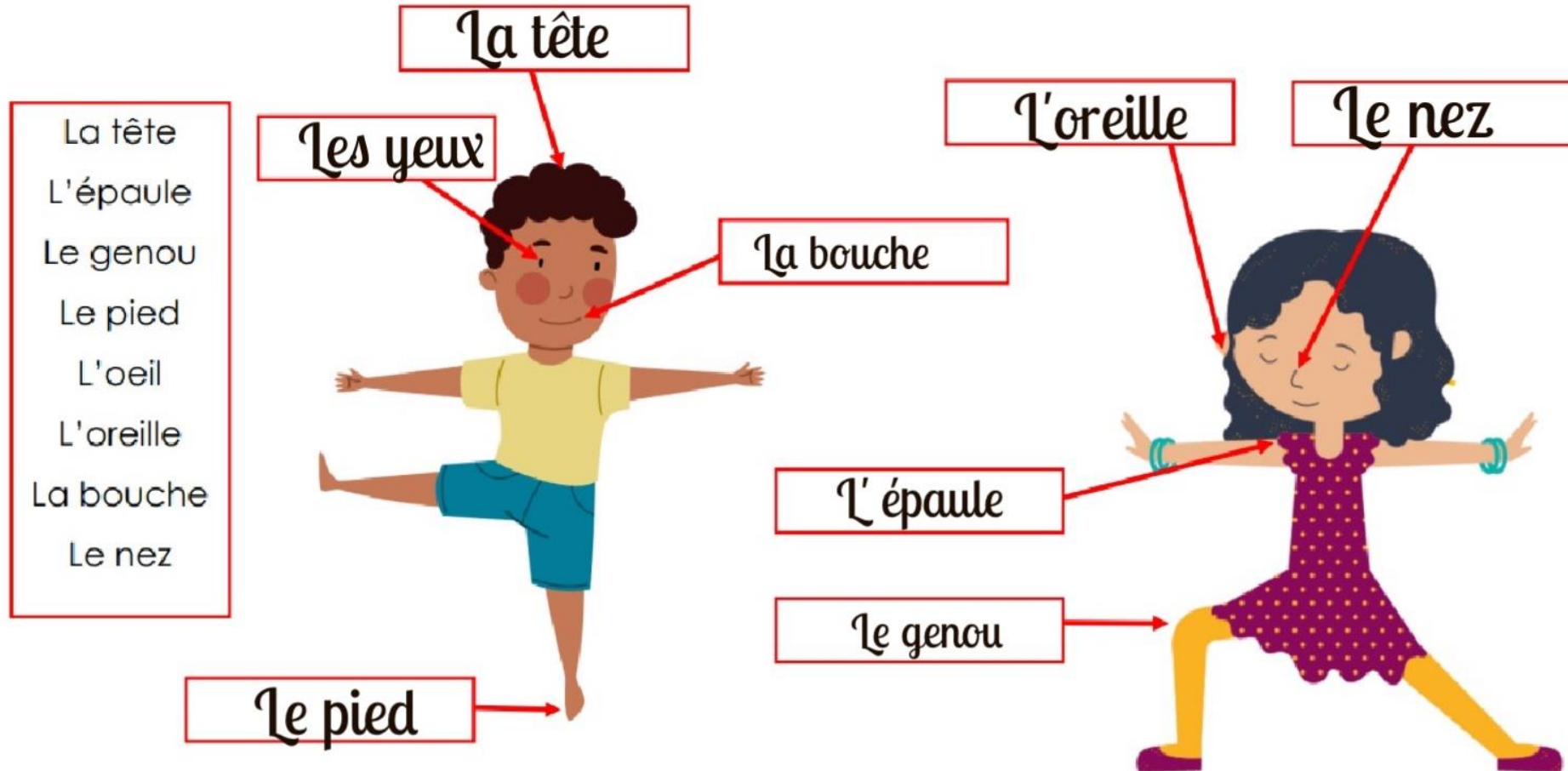
Fact Bank

In French the "s" and the "x" on the end of a word are silent letters.

Lesson 1.


Labelling yogis


- Can you label the face and body parts?
- Use the vocabulary in the box to help you!



Lesson 2.

This will be used in lesson 3.


Task 

[Click here](#) 

As a class, create a body scan sequence!

- Use the vocabulary to create your own body scan sequence.
- Write it down in your French books. You can use the template.

Pensez à sense **Touchez** touch **Bougez** move



la tête les yeux les oreilles
le nez
la bouche
les épaules
les genoux
les pieds

- .Respirez
- .Touchez "a tête
- .Bougez les oreilles
- .Touchez le nez
- .Touchez la bouche
- .Touchez les épaules
- .Touchez les genoux
- .Touchez les pieds

Lesson 3.


Game



Play a pair game of "Simon says".

In pairs, children play a game of Simon says with the body scan yoga instructions. Add challenge, using left and right body parts.

Bougez le pied gauche
Bougez le pied droit
Touchez la jambe droit
Levez le bras droit



Task



Work with a partner and create a yoga sequence!

- Use the vocabulary to create your own spoken body scan sequence.
- Use the draft writing from week 2 and create a performance for the class.

Pensez à
sense

Touchez
touch

Bougez
move

la tête

les yeux

les oreilles

le nez

la bouche



les épaules

les genoux

les pieds


Primary Languages Network

Lesson 4.

Task  

Creating your own yoga session.

- In groups of 4, use the vocabulary mats to create your own yoga sessions.
- Create a body scan and a yoga sequence. After practising, invite the rest of the class to join you!



Respirez
Touchez la tête
Touchez le nez
Touche les oreilles

YOGA SESSION

- Use the vocabulary we have learnt to be real yogis and create your own yoga session!



Pense à *Think about* **Touche** *touch* **Bouge** *move*

la tête **Les yeux** **Les oreilles**
Les épaules **La bouche** **Le nez**
Les genoux
Les pieds



LEFT **À gauche – to the left** **RIGHT**
À droite – to the right

COMMANDS

- Touche** *touch*
- Bouge** *move*
- Étire** *stretch*
- Lève** *up*
- Reste immobile** *stand still*
- Respire** *breathe*

le bras gauche **le bras droit**
la jambe gauche **la jambe gauche**
le pied gauche **le pied gauche**



Lesson 5.

Word colour coders.


Pick three coloured pencils.

Assign a colour to each of these type of words: **numbers**, **colours** and **face or body part nouns**.

Read the text and colour the text with your three pencils.

CHALLENGE: Can you understand the alien description?

Draw and colour the alien in the box.



Bonjour!

J'ai **une** tête rose.

J'ai **trois** yeux bleus et **six** oreilles vertes.

J'ai **deux** bras rouges, **cinq** jambes et **cinq** pieds jaunes.

Lesson 6.

Create your own alien description

The graphic features a rainbow on the left side. The title "RAINBOW SENTENCES" is written in multi-colored letters at the top. Below the title, there are three boxes: a red box with "J'ai", an orange box with numbers from two to ten, and a yellow box with body parts. To the right of the yellow box is a green box with "et" and a blue box with a period.

RAINBOW SENTENCES

J'ai

deux
trois
quatre
cinq
six
sept
huit
neuf
dix

têtes
yeux
bouches
nez
oreille
bras
jambes
pieds

et

.

J'ai deux têtes et huit jambes.

J'ai huit pieds et cinq pieds.

J'ai six yeux et une bouches.